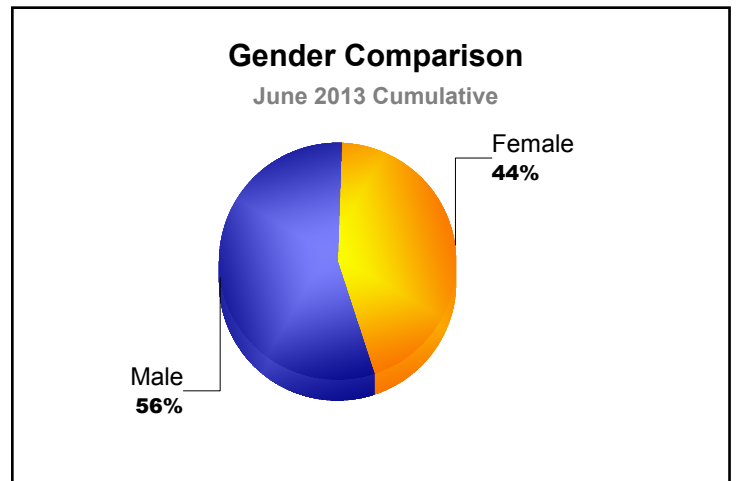
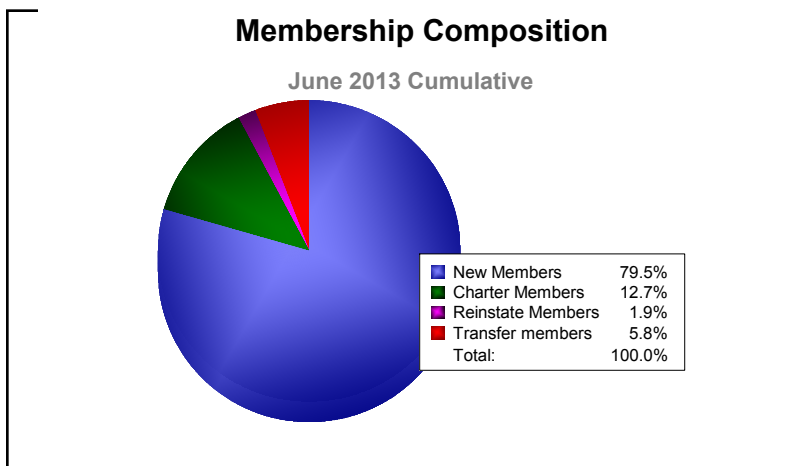
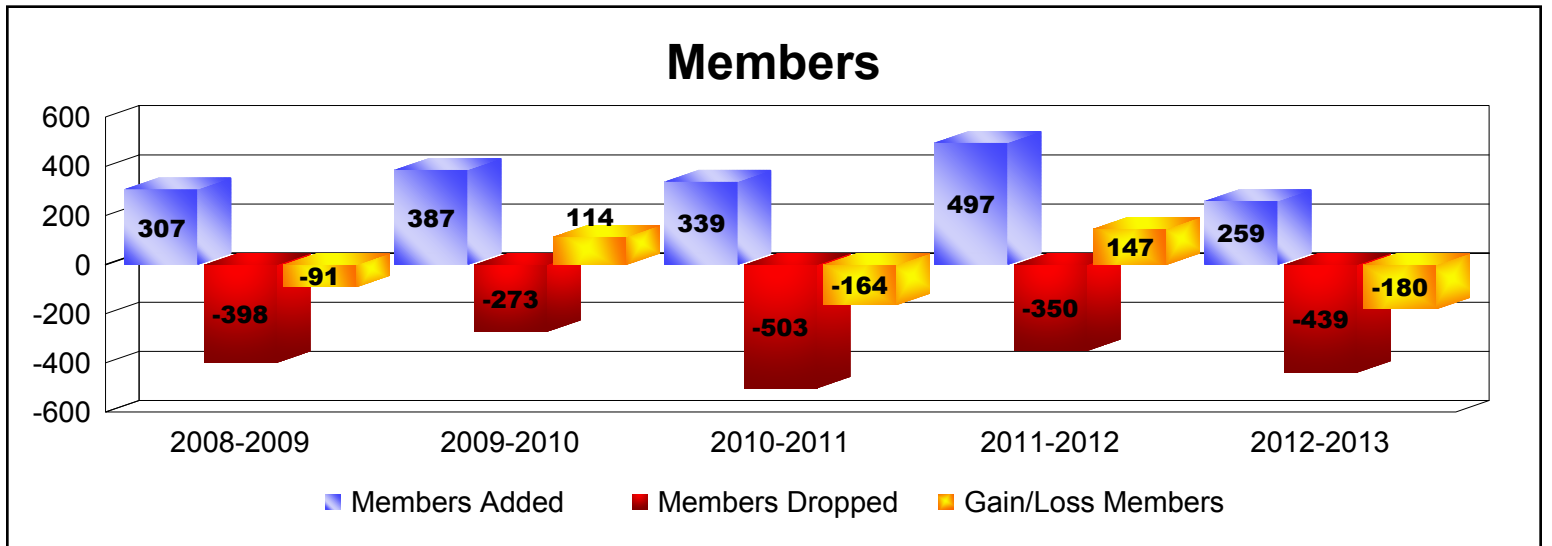
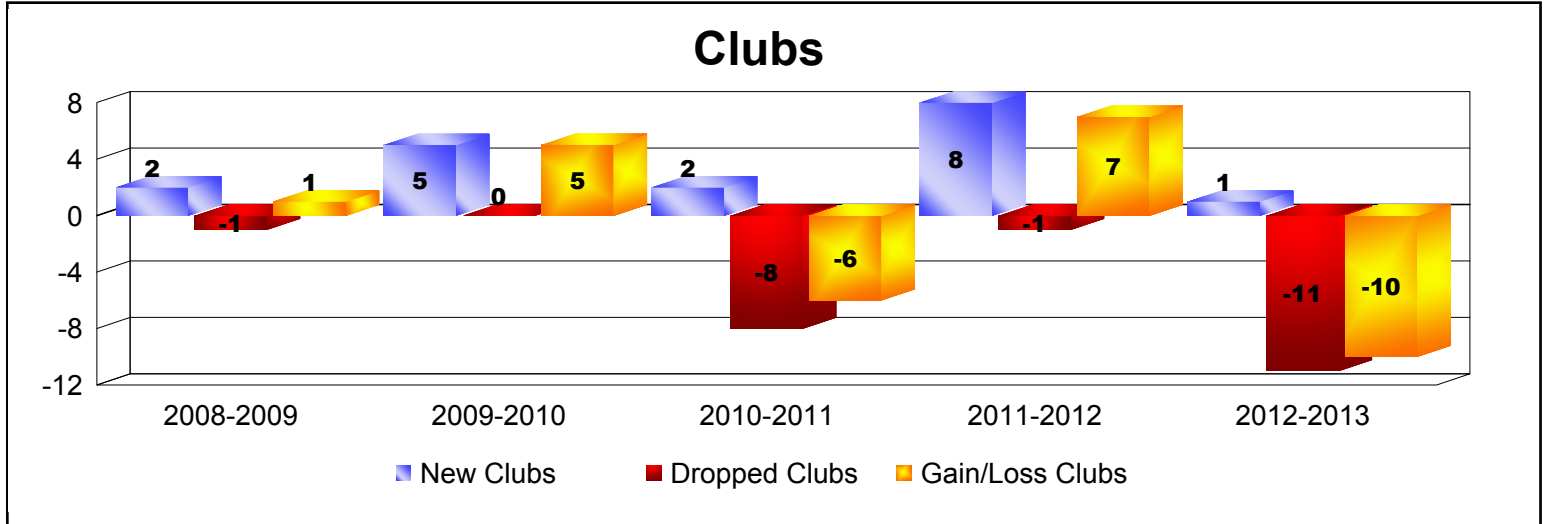


Year	New Clubs	Dropped Clubs	Gain/Loss Clubs	New Members	Charter Members	Reinstate Members	Transfer Members	Total Member Added	Total Members Dropped	Gain/Loss Members
2008-2009	2	-1	1	204	65	15	23	307	-398	-91
2009-2010	5	0	5	233	131	9	14	387	-273	114
2010-2011	2	-8	-6	247	63	16	13	339	-503	-164
2011-2012	8	-1	7	222	225	36	14	497	-350	147
2012-2013	1	-11	-10	206	33	5	15	259	-439	-180
Average	4	-4	-1	222	103	16	16	358	-393	-35



Year	New Clubs	Dropped Clubs	Gain/Loss Clubs	New Members	Charter Members	Reinstate Members	Transfer Members	Total Member Added	Total Members Dropped	Gain/Loss Members
2008-2009	0	0	0	5	0	0	0	5	-1	4
2009-2010	0	0	0	6	0	0	0	6	-3	3
2010-2011	1	-1	0	0	27	0	0	27	-34	-7
2011-2012	0	0	0	7	0	0	1	8	-4	4
2012-2013	0	0	0	1	0	0	0	1	-7	-6
Average	0	0	0	4	5	0	0	9	-10	0

